

High Quality With Global Standards, CE EMCB,RoHs,FCC,UL Certificated.



Specification

	Indoor					Outdoor		
Pixel Pitch	1.953mm	2.604mm	2.976mm	3.91mm	4.81mm	2.976mm	3.91mm	4.81mm
LED type	SMD1515	SMD1515	SMD2121	SMD2121	SMD2121	SMD1415	SMD1921	SMD2727
Density(Dots/m ²)	262144	147456	112896	65536	43264	112896	65536	43264
Scan	1/32	1/32	1/28	1/16	1/13	1/21	1/16	1/13
Cabinet Resolution	256x256	192x192	168x168	128x128	104x104	168x168	128x128	104x104
Module Resolution	128x128	96x96	84x84	64x64	52x52	84x84	64x64	52x52
Waterproof Grade	IP54					IP65		
Brightness	800-1000 Nits					4500-5000 Nits		
Cabinet Weight	7.5 kg/pcs							
Module Size	250x250mm							
Cabinet Size	500x500x80mm							
Material	Die cast Aluminum							
View Angle	160 Degree(Horizontal) 140 Degree(Vertical)							
Refresh Rate	1920-3840HZ							
Digital Processing	14/16 Bits							
Gray Scale	16384/65536 Level							
Colors	687 Million							
Color Temperature	4500-8500 Adjuststable							
Brightness Control	255N/A							
Contrast Ratio	4000:1							
Control Mode	Sync							
Life Time	100,000 Hours							

RGX(Prevision) RE-500H

RE-500H:P1.953/P2.604/P2.976/P3.91/P4.81



Rental LED display with front and back maintenance and flexible assembly.


RGX (Prevision) RE-500E 500 Series Indoor & Outdoor LED Display is the latest product from RGX (Prevision), featuring a unique design and advanced features. With its removable back cover, this display offers improved visual effects, delivering clean images and videos with uniform color.

As a professional LED display manufacturer, RGX (Prevision) RE500H Series LED display embodies the unity of design and elegance while boasting features such as texture, nimbleness, professionalism, flatness and handiness. This product is more mature and stable with its solid build quality, ease of use, simplicity in operation, precision in performance and fast response time. It is capable of meeting various indoor & outdoor application requirements.



PERFECT STRUCTURE

RE500H Series LED display with perfect cabinet from lifting handle, fast locks, panel handle, removable power & receiving box, power & signal indicator, power connector, signal connector.




LIGHTWEIGHT AND THIN

RE500H Series LED display cabinet is portable and good stability with weight of 7.1kg of indoor led display and 7.5kg of outdoor LED display, the cabinet thickness is only 80mm. the cabinet size is 500x500mm.the feature of lightweight make the LED display is easy to carry, transport and install,saving good amount of money on your labor costs.



HIGH QUALITY MODULE

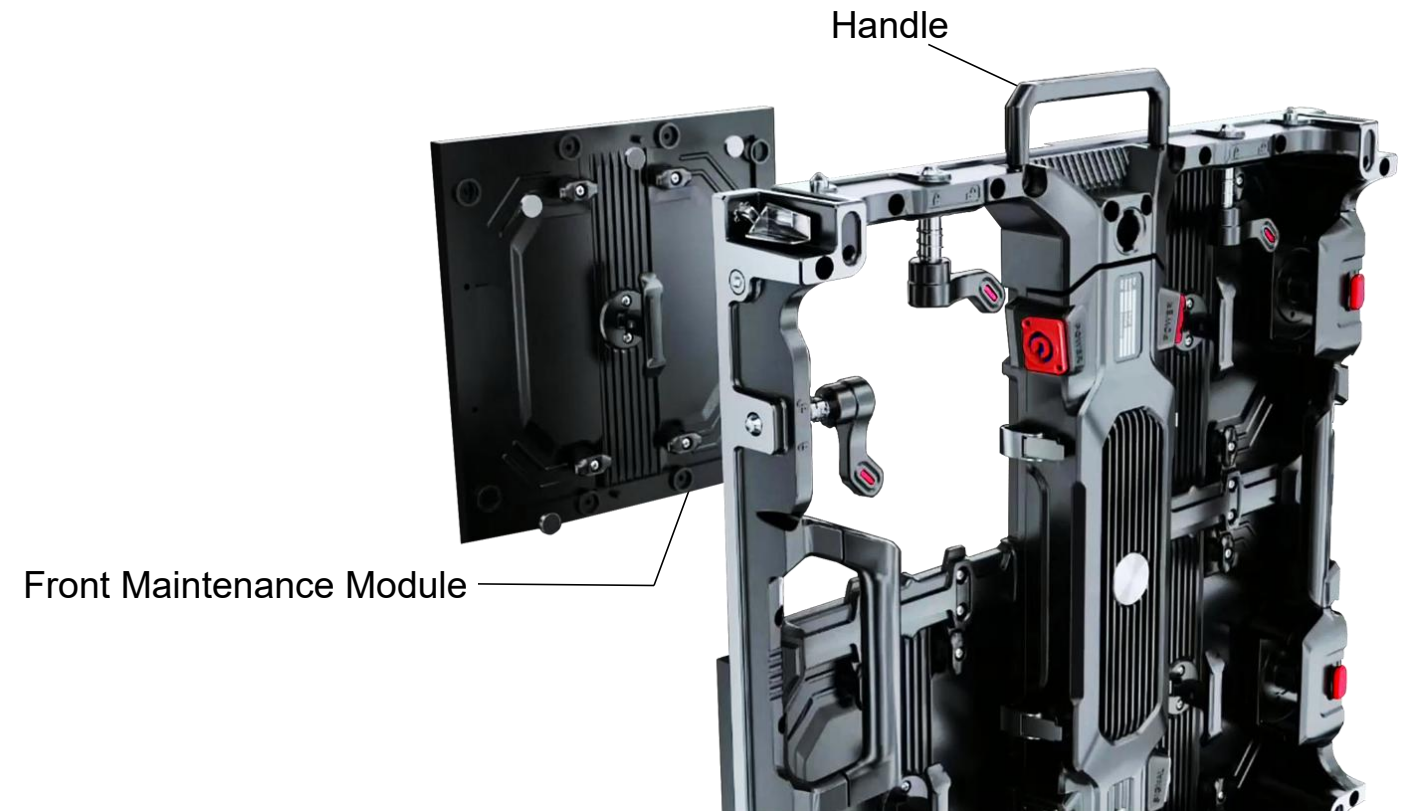


RE 500H Series LED Display use Mask with screws. Convex surface No deformation. Strengthen edges., the LED display is High contrast ratio, High uniformity, High flatness and High alignment. Ultra viewing angle. Anti-collision protection for LEDs



QUICK REMOVABLE.

INDOOR & OUTDOOR FRONT SERVICE OR BACK SERVICE

RE500H Series LED display is designed with quick removable back cover for Power & Receiving box & hub board & connectors. Magnetic front service or Back service with screw. Strong handle for LED module. All modules share a cabinet and power control box. These Professional designs make maintenance easier and faster. The product is for different pixel pitches of indoor & outdoor installation.



EXCELLENT QUALITY , EASY INSTALLATION


RE500H Series LED Display features black LEDs, providing high refresh rates, high contrast ratios, and zero ghosting for excellent visual quality. It also boasts a zero-gap alignment, with no AB module and no need for up or down direction installation. The strengthened housing structure design prevents deformation, and its human engineering design makes installation a breeze.




Curved Cabinet




45 Degree Angle Cabinet



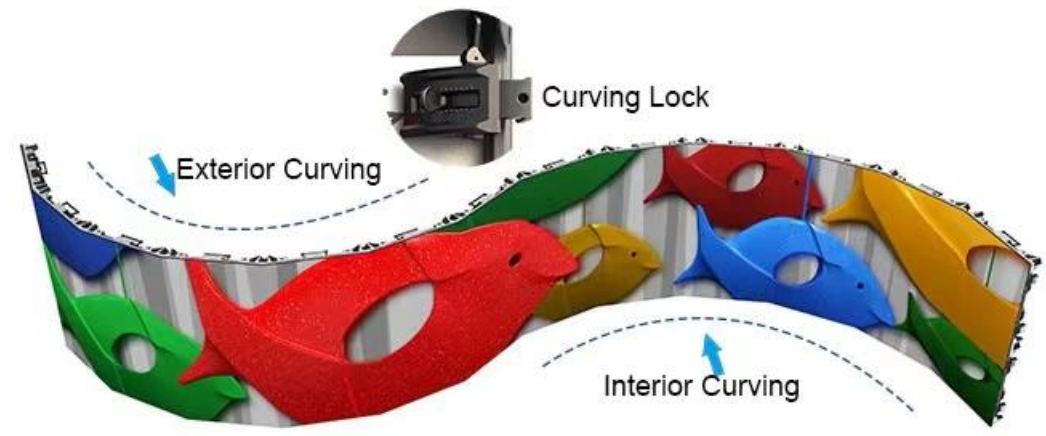
Cylindrical Shape Cabinet



U Shape Cabinet



Magic Cube Cabinet



S Shape Cabinet